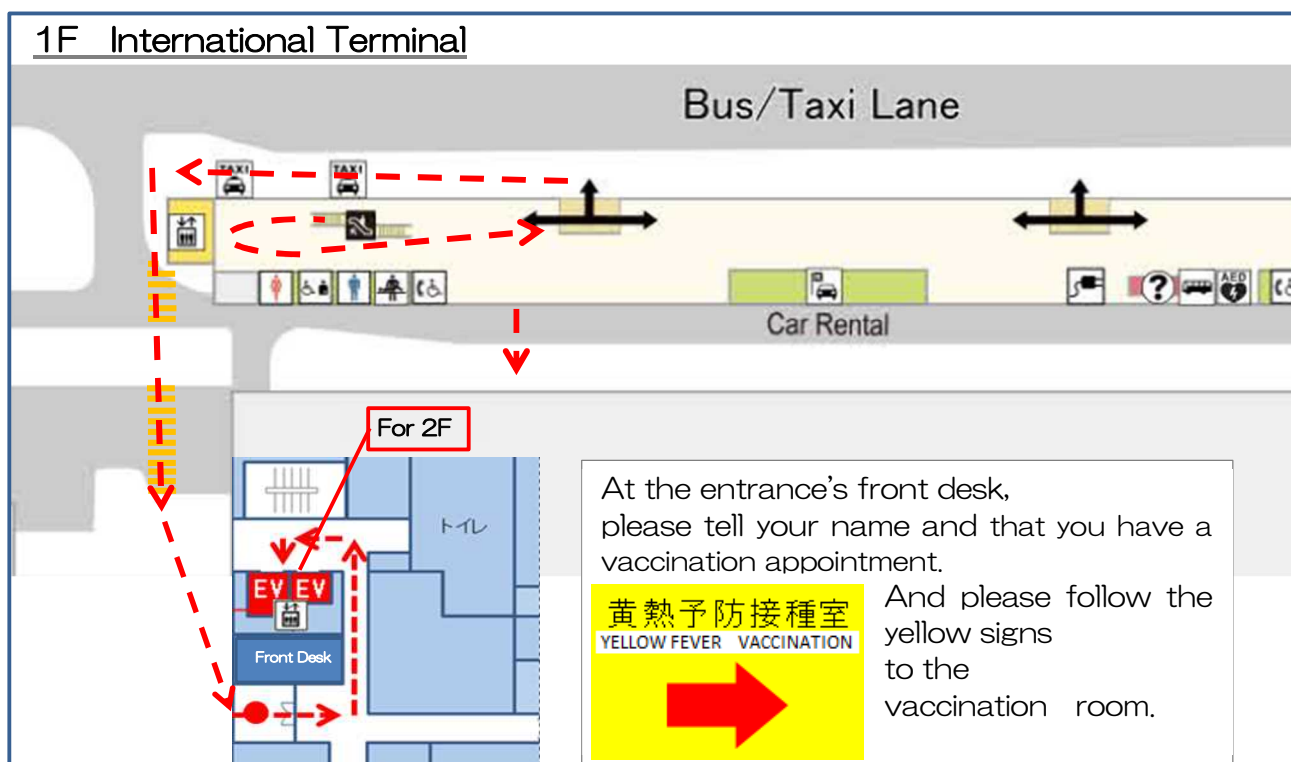
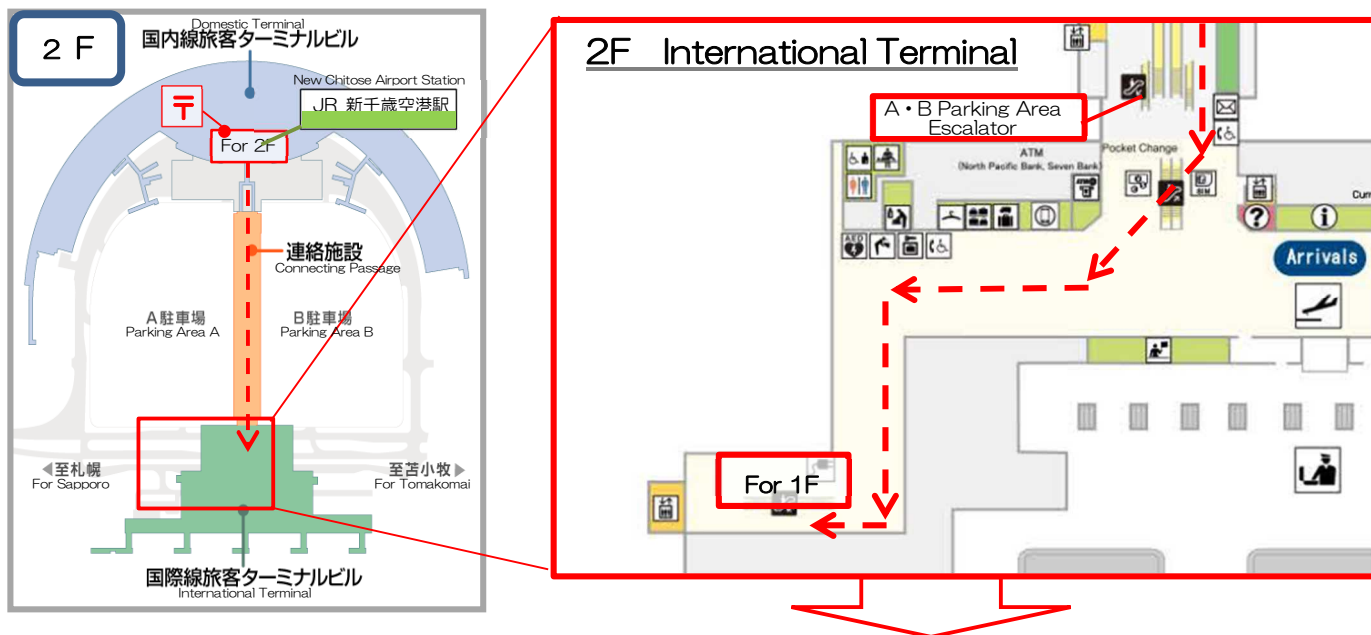


# Chitose airport Quarantine station Vaccination room Guide map

Address 〒066-0012 New Chitose Airport , Bibi, Chitose-shi, Hokkaido 【TEL : 0123-45-7007】



© ACCESS If you get lost the way, you could call 0123-45-7007 .

(1) By the train (JR) About a 10-minute walk from New Chitose Airport station

① From the ticket gate of New Chitose Airport Station (B-1 level), Go to the 2nd floor.

Follow the signboard, Go straight along "Connecting Passage", proceed to the "International terminal".

② Into the "International terminal", go to the right side and there is the escalator. Go to the 1st floor and go outside from the exit "80-83 taxi pick-up point". Go to the left side and go straight. Turn left at the corner. You'll find the government office building entrance.

③ At the entrance, please tell to security guard your name and that you have a vaccination appointment.

After received your permission card, you start following the yellow signs. Take the elevator and get off on the 2nd floor. And then, just follow the yellow signs again until you can see the vaccination room.

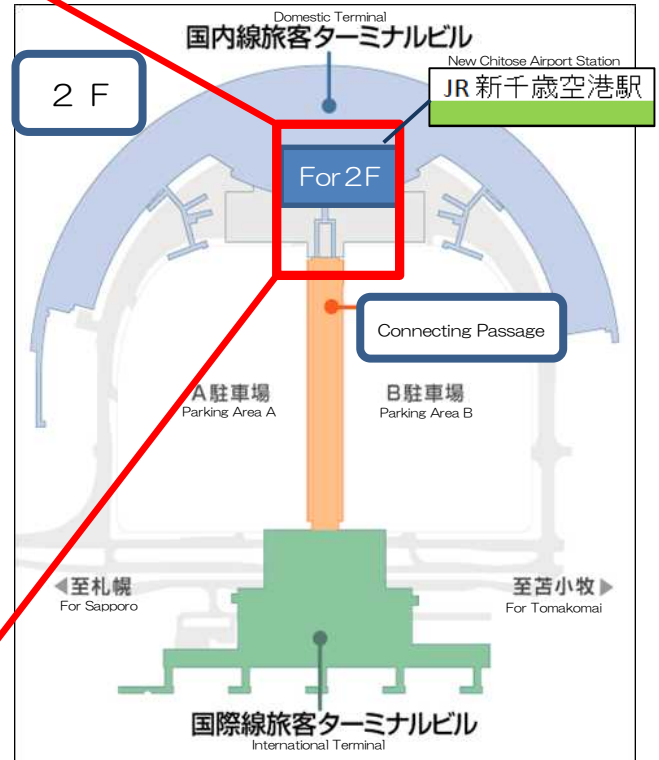
(2) By the car

From A or B parking area, go upstairs to the 2nd floor and enter the "Connecting Passage". Proceed to the "international terminal building". Then, following the same directions (1) ② and ③.

# New Chitose Airport Post office Guide map (revenue stamp sale)



※There is on  
The Domestic Terminal



## 1) By the train (JR)

From the ticket gate of New Chitose Airport Station (B-1 label), go upstairs to the 2nd floor. (You get to the green circle)  
Follow green dotted line, proceed to the post office.

## 2) By the car

Entered from the A・B parking area to the "Connecting Passage", go upstairs to the 2nd floor, proceed to the domestic terminal as blue dotted line.

(Opposite sides to the international terminal)

Or later, according to green dotted line to the post office.